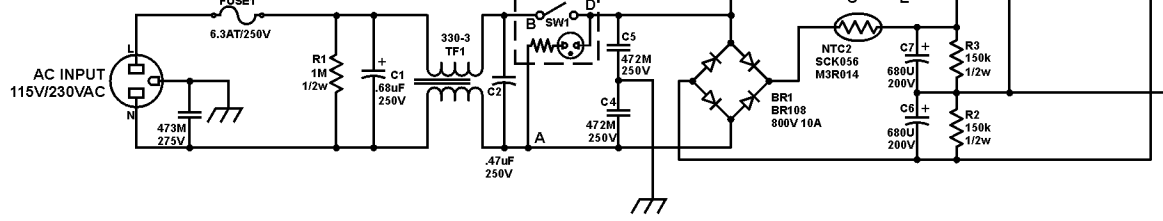


FUSE1: BY "BUSSMANN" GDA-6.3A
BY "LITTLEFUSE" 21806.3



SAMLEX AMERICA, INC.
PHONE: (604) 525-3836
FAX: (604) 525-5221

SCHEMATIC: SEC-1223

Redrawn by: Tom Hammond, NØSS v1.0 25 Nov 2004
Rev. 1.1, 17 Jan 2008, to incl. C24 across output.

SAMLEX AMERICA, INC.

PHONE (604) 525-3836

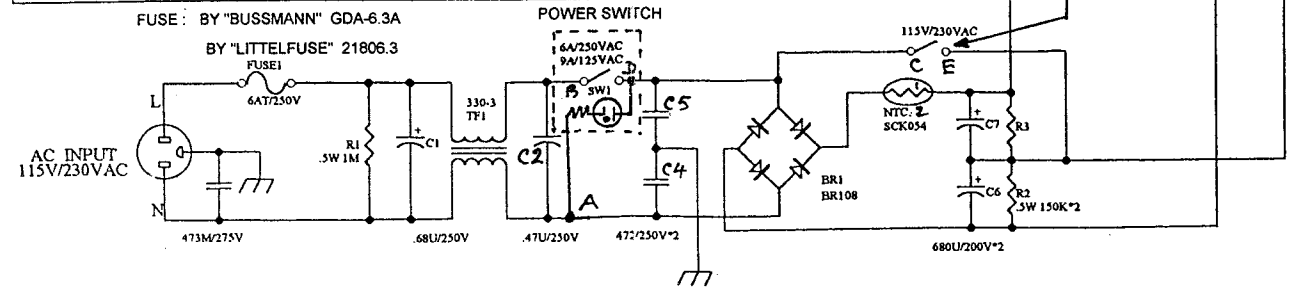
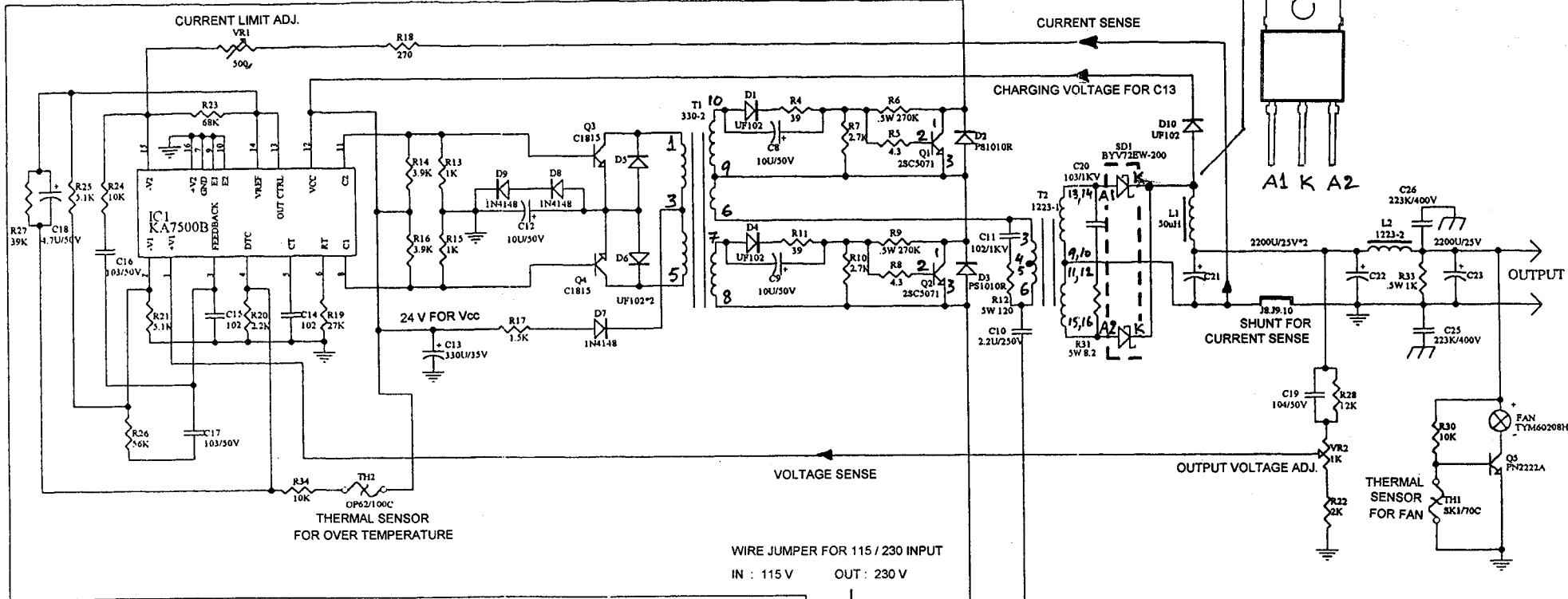
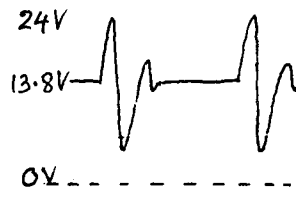
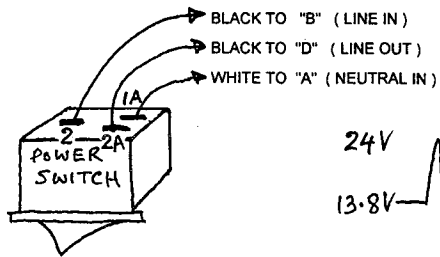
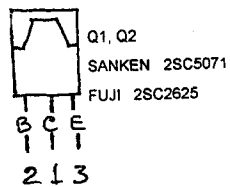
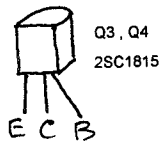
FAX

(604) 525-5221

BILL OF MATERIALS - SEC-1223

Parts Name	Specification	Q'ty	Location
PCB	SEC-1223	1	
	SQM 5% 5W 120R	1	R12
Resistor	CR 5% 1/2W 1K	1	R33
Resistor	CR 5% 1/2W 8.2	1	R31
Resistor	CR 5% 1/2W 150K	2	R2, R3
Resistor	CR 5% 1.2W 270K	2	R6, R9
Resistor	CR 5% 1.2W 1M	1	R1
Resistor	CR 5% 1/4W 4.3	2	R5, R8
Resistor	CR 5% 1/4W 270	1	R18
Resistor	39	2	R4, R11
Resistor	1K	2	R13, R15
Resistor	1.5K	2	R17, R29
Resistor	2K	1	R22
Resistor	2.2K	1	R20
Resistor	2.7K	2	R7, R10
Resistor	3.9K	2	R14, R16
Resistor	5.1K	2	R21, R25
Resistor	10K	3	R24, R30, R34
Resistor	12K	1	R28
Resistor	27K	1	R19
Resistor	39K	1	R27
Resistor	56K	1	R26
Resistor	68K	1	R23
Jumper Wire	0.8M.M	4 (5)	J1,2,3,4,7
Jumper Wire	1.0M/M	1	J8
Jumper Wire	1.2M/M	2	J5, J6
Metallized Cap.	(X Cap.) .68uF/250V	1	C1
Metallized Cap.	(X Cap.) .47uF/250V	1	C2
Metallized Cap.	225K/250V	1	C10
Metallized Cap.	223K/400V	2	C25, C26
Multilayer Cap.	102/50V (NP0)	2	C14, C15
Multilayer Cap.	103/50V (X7R)	2	C16, C17
Multilayer Cap.	104/50V (Z5U)	2	C19, C24
Ceramic Cap.	102M/1KV	1	C11
Ceramic Cap.	103Z/1KV	1	C20
Ceramic Cap.	(Y Cap.) 222M/400V(AC)	2	AC Socket
Ceramic Cap.	(Y Cap.) 472M/250V(AC)	1	C4, C5
Electrolytic Cap.	2200uF/25V (16*25)	3	C21, C22, C23
Electrolytic Cap.	330uF/35V (10*18)	1	C13
Electrolytic Cap.	4.7uF/50V (5*11)	1	C18
Electrolytic Cap.	10uF/50V (5*11)	3	C8, C9, C12

Electrolytic Cap.	600uF/200V (25*35)	2	C6, C7
N.T.C	SCK056 / M3R014	1	NTC 2
Diode	HER102	5	D1, 4, 5, 6, 10
Diode	FR107	2	D2, D3
Diode	1N4148	3	D7, D8, D9
Diode	BYV72E-200 ^(Philips)	1	SD1
Transistor	2SC2625 ^(Fuji) / 2SC5071 ^(Sanken)	2	Q1, Q2
Transistor	2SC1815	2	Q3, Q4
Transistor	PN2222A	1	Q5
IC	KA7500B ^(Samsung) or TL494IN ^(Motorola)	1	IC1
Variable Resistor	500 Ohm (501)	1	VR1
Variable Resistor	1K (102)	1	VR2
Transformer	1223-1 (ETD-39)	1	T2
Transformer	330-2 (EE-19L)	1	T1
Transformer	330-3 (ET28)	1	TF1
Transformer	23uH	1	L1
Transformer	1223-3 (R6*20)	1	L2
Bridge Diode	BR108 800V / 10A	1	BR1
Fuse	(UL App.) 6.3AT/250V (5*20)	1	FUSE1
Fuse Holder	5*20 (7mm)	2	FUSE1
Fan	TYM6020BH (12V)	1	Bottom Case
Spade Terminal (M)	P850	4	L N + -
Dual Binding Post	WTN-1047	1	Bottom Case
Housing	Upper Cover	1	
Housing	Bottom Cover	1	
Temperature Switch	OP62/100C/080m/m	1	TH-2
Temperature Switch	SK1/070/05/100	1	TH-1
Power Switch	R992KDET2F	1	Bottom Case
Power Switch	R-301 / SS-7B	1	Bottom Case
Power Cord	America 2 sides/0.75/2M	1	Accessory
Wire	1.8*20M/M	3	J8, J9, J10
Rubber Foot	T211308	4	Bottom Case
Rubber Foot	HU-12	2	C4, C5
Heat Sink	P001 (18M/M)		Lock BR1
Heat Sink	L Type 25*96*8 4 Holes	1	Bottom Case
Fixing Metal	73009-A	1	Heat Sink
Rubber Tube	14*25M/M	2	Back of Q1, Q2
Rubber Tube	TO-3P	1	Back of SD1
Cable Tie	YJ-98	2	A.B.D.



SAMLEX AMERICA, INC.
 PHONE : (604) 525-3836
 FAX : (604) 525-5221
 SCHEMATIC : SEC-1223

SAMLEX AMERICA, INC.

PHONE (604) 525-3836

FAX

(604) 525-5221

BILL OF MATERIALS - SEC-1223

Parts Name	Specification	Q'ty	Location
P.C.B	SEC12-23	1	
	SQM 5% 5 W 120R	1	R12
Resistor	CR 5% 1/2W 1K	1	R33
Resistor	CR 5% 1/2W 8.2	1	R31
Resistor	CR 5% 1/2W 150K	2	R2.R3
Resistor	CR 5% 1/2W 270K	2	R6.R9
Resistor	CR 5% 1/2W 1M	1	R1
Resistor	CR 5% 1/4W 4.3	2	R5.R8
Resistor	CR 5% 1/4W 270	1	R18
Resistor	39	2	R4.R11
Resistor	1K	2	R13.R15.
Resistor	1.5K	2	R17.29
Resistor	2K	1	R22
Resistor	2.2K	1	R20
Resistor	2.7K	2	R7.R10
Resistor	3.9K	2	R14.R16.
Resistor	5.1K	2	R21.R25
Resistor	10K	3	R24.30.34
Resistor	12K	1	R28
Resistor	27K	1	R19
Resistor	39K	1	R27
Resistor	56K	1	R26
Resistor	68K	1	R23
Jumper Wire	0.8M/M	4	J1.2.3.4.7
Jumper Wire	1.0M/M	1	J8
Jumper Wire	1.2M/M	2	J5.6
Metallized Cap.	(X Cap.) .68UF/250V	1	C1
Metallized Cap.	(X Cap.) .47 UF/250V	1	C2
Metallized Cap.	225K/250V	1	C10
Metallized Cap.	223K/400V	2	C25.C26
Multilayer Cap.	102/50V (NPO)	2	C14.15
Multilayer Cap.	103/50V (X7R)	2	C16.C17
Multilayer Cap.	104/50V (Z5U)	2	C19.24
Ceramic Cap.	102M/1KV	1	C11
Ceramic Cap.	1037./1KV	1	C20
Ceramic Cap.	(Y Cap.) 222M/400V(AC)	2	AC Socket
Ceramic Cap.	(Y Cap.) 472M/250V(AC)	2	C4.5
Electrolytic Cap.	2200UF/25V (16*25)	3	C21.22.23
Electrolytic Cap.	330UF/35V (10*18)	1	C13
Electrolytic Cap.	4.7UF/50V (5*11)	1	C18
Electrolytic Cap.	10UF/50V (5*11)	3	C8.9.12

Electrolytic Cap.	680UF/200V (25*35)	2	C6.C7
N.T.C	SCK056 / M3R014	1	NTC 2
DIODE	HER102	5	D1.4.5.6.10
DIODE	FR107	2	D2.D3
DIODE	IN4148	3	D7.8.9
DIODE	BYV72EW-200 (PHILIPS)	1	SD1
	FUJI ↘ ↙ SANKEN		
Transistor	2SC2625 / 2SC5071	2	Q1.Q2
Transistor	2SC1815	2	Q3.Q4
Transistor	PN2222A	1	Q5
IC	KA7500B (SAMSUNG) OR TL494 IN (MOTOROLA)	1	IC1
Variable Resistor	500 ohm (501)	1	VR1
Variable Resistor	1K (102)	1	VR2
Transformer	1223-1 (ETD-39)	1	T2
Transformer	330-2 (EE-19L)	1	T1
Transformer	330-3 (ET28)	1	TF1
Transformer	23UH	1	L1
Transformer	1223-2 (R6*20)	1	L2
Bridge Diode	BR108 800V, 10A	1	BR1
Fuse	(UL App.) 6.3AT/250V (5*20)	1	FUSE1
Fuse Holder	5*20 (脚距7MM)	2	FUSE1
Fan	TYM6020BH (12V)	1	Bottom CASE
Spade Terminal (male)	P850	4	L.N.+,-
Dual Binding Post	WTN-1047	1	Bottom CASE
Housing	Upper COVER	1	
Housing	Bottom CASE	1	
Temperature Switch	OP62/100C/080MM	1	TH-2
Temperature Switch	SK1/070/05/100	1	TH-1
Power Switch	R992KDET2F	1	Bottom Case
Power Socket	R-301 / SS-7B	1	Bottom Case
Power Cord	America 2 sides/0.75/2M	1	Accessory
Wire	1.8*20MM	3	J8.9.10
Rubber Foot	T211308	4	Bottom Case
Rubber Tube	HU-12	2	C4.5
Heat Sink	P001 (18MM)		Lock BR1
Heat Sink	L Type 25*96*8 4 Holes	1	Bottom Case
Fixing Metal	73009-A	1	Heat Sink
Rubber Tube	14*25MM	2	Back of Q1, Q2
Rubber Sheet	TO-3P	1	Back of SD1
Cable Tie	YJ-98	2	A.B.D